

Head Interface Board for Kyocera KJ4A/KJ4B/KJ4-03 Printheads

GIS Inkjet Operating System

The GIS HIB-KY-KJ4 Head Interface Boards comprise a number of variants to support the Kyocera KJ4 600dpi series (A and B) printheads, the KJ4-03 (A and B) 300dpi series and provide communication to the GIS Print Manager Board. The Head Interface Boards support:

- KJ4A-AA
- KJ4A-TA
- KJ4A-RH
- KJ4B-QA
- KJ4B-YH
- KJ4A-03
- KJ4B-03

- for both UV and aqueous ink types.

Printhead Control


The HIB-KY-KJ4 boards provide access to all the standard KJ4 printhead settings through software including:

- Printhead temperature control +/- 0.1°C
- Greyscale drop size mapping
- Clock 2 Period settings
- Target Junction Temperature with automatic power off
- Printhead Data (nozzle fires, manufacturing data)
- Voltage trimming
- Waveform upload and read back
- Drives full rate binary and greyscale data.
- Able to print almost any resolution

Power Control

The HIB-KY-KJ4 boards provide the Kyocera printheads with printhead and heater power via a single 24V power connector.

The boards are specifically designed with small form factor for easy connection and integration with the Kyocera KJ4 printheads.



Connectivity

The HIB-KY-KJ4 boards are components of the GIS Inkjet Operating System, designed to drive all of the KJ4 series printheads using a GIS Print Manager Board and GIS Software.

Connectors


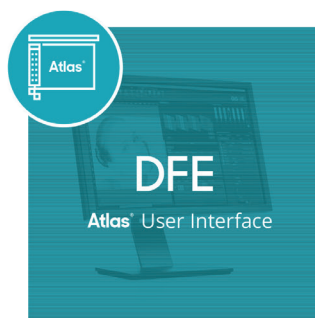
The HIB-KY-KJ4 boards require just two connectors to drive the printhead:

Data Connector

A standard RJ45 for connection to a GIS Print Manager Board using CAT 6a STP shielded cabling (up to 10m).

Power Connector

A standard 24V DC connector to supply the entire board set and printhead with power. There is no requirement for separate printhead power.



GIS provides a complementary suite of products that companies can easily customise and rebrand - accelerating technology design and cutting development time:

Software Support

GIS offers a full range of software with its Atlas® platform to drive the HIB-KY-KJ4 boards.

The Atlas suite of products includes a flexible User Interface (UI) as well as a powerful server technology for managing the entire printing and sub-system process, Atlas Machine Control Services (MCS).

Built using Microsoft industry standard software and approaches, Atlas can be configured for different types of users and customised with different languages.

Ink System Components

GIS also provides an extensive ink delivery system components range, comprising electronics, software and a portfolio of customisable header tanks and peripherals as well as all parts of the system that require significant development time.



Specifications

General

Supported printheads: KJ4A 600dpi 20/30kHz; KJ4B 600dpi 30/40kHz; KJ4A/B 300dpi 30kHz

Dimensions KJ4A/B 600dpi H 20.5mm W 80mm D 100mm Weight: 60g

Dimensions KJ4A/B 300dpi H 30mm W 80mm D 130 board set Weight: 85g

Designed for use with GIS software or as a stand-alone product

High speed (200MB/s) data channel

Power Requirements

KJ4A/B 600dpi 24V DC 1.5A; KJ4A/B 300dpi 24DC 3A (heater / frequency dependent)

KJ4 Printhead Control

Printhead temperature control +/-1°C

Printhead Thermistor Threshold Voltage Control

Grey level drop size control

Voltage trimming

Waveform upload and read back

Cable Length

From PMB: 10m

From HIB to head: 300mm